




# 155W Dual Output with Battery Charger(USP Function)

# ADD-155 series



### ■ Features :

- Universal AC input / Full range
- Built-in active PFC function
- Protections: Short circuit/Over load/Over voltage
- Battery low/battery polarity protections
- Cooling by free air convection
- 100% full load burn-in test
- Fixed switching frequency at PFC 67KHz, PWM 134KHz
- 2 years warranty

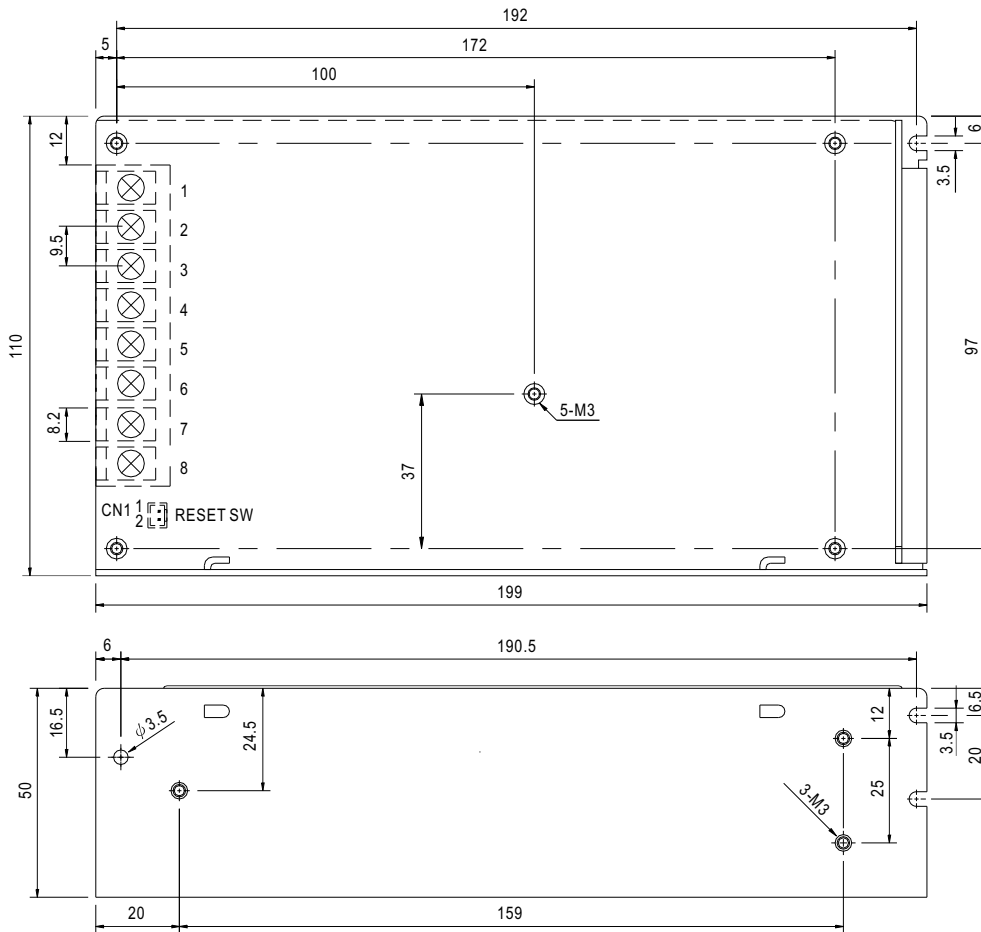


### SPECIFICATION

MODEL		ADD-155A			ADD-155B			ADD-155C		
OUTPUT	OUTPUT NUMBER	CH1	CH2	CH3	CH1	CH2	CH3	CH1	CH2	CH3
	DC VOLTAGE	13.8V	5V	13.3V	27.6V	5V	27.1V	54V	5V	53.5V
	RATED CURRENT	9.5A	3A	0.5A	4.5A	3A	0.5A	2.3A	3A	0.2A
	CURRENT RANGE	0 ~ 10.5A	0 ~ 3A	-----	0 ~ 5A	0 ~ 3A	-----	0 ~ 2.5A	0 ~ 3A	-----
	RATED POWER	152.75W			152.75W			149.9W		
	RIPPLE & NOISE (max.) Note.2	150mVp-p	100mVp-p	-----	200mVp-p	100mVp-p	-----	240mVp-p	100mVp-p	-----
	VOLTAGE ADJ. RANGE	CH1: 12 ~ 14.5V			CH1: 24 ~ 29V			CH1: 48 ~ 58V		
	VOLTAGE TOLERANCE Note.3	±2.0%	±3.0%	-----	±1.0%	±3.0%	-----	±1.0%	±5.0%	-----
	LINE REGULATION	±1.0%	±0.5%	-----	±1.0%	±0.5%	-----	±1.0%	±0.5%	-----
	LOAD REGULATION	±1.0%	±2.0%	-----	±1.0%	±2.0%	-----	±1.0%	±2.0%	-----
	SETUP, RISE TIME	1000ms, 90ms/230VAC			2000ms, 90ms/115VAC at full load					
HOLD TIME (Typ.)	24ms/230VAC		20ms/115VAC at full load							
INPUT	VOLTAGE RANGE	88 ~ 264VAC		124 ~ 370VDC						
	FREQUENCY RANGE	47 ~ 63Hz								
	POWER FACTOR (Typ.)	PF>0.92 at full load								
	EFFICIENCY (Typ.)	78%			81%			81%		
	AC CURRENT (Typ.)	2.5A/115VAC		1.5A/230VAC						
	INRUSH CURRENT (Typ.)	COLD START 20A/115VAC		40A/230VAC						
	LEAKAGE CURRENT	<1mA / 240VAC								
PROTECTION	OVER LOAD	CH1,CH2:105 ~ 135%			CH3:0.51 ~ 0.9A rated output power					
		Protection type : Constant current limiting, recovers automatically after fault condition is reoved								
	OVER VOLTAGE	CH1:15.87 ~ 18.63V			CH1:31.74 ~ 37.26V			CH1:62.1 ~ 72.9V		
	Protection type : Shut down o/p voltage, re-power on to recover									
BATTERY LOW	10V±0.8V			19.5V(+1.5V,-1V)			39V±2V			
ENVIRONMENT	WORKING TEMP.	-10 ~ +60°C (Refer to output load derating curve)								
	WORKING HUMIDITY	20 ~ 90% RH non-condensing								
	STORAGE TEMP., HUMIDITY	-20 ~ +85°C, 10 ~ 95% RH								
	TEMP. COEFFICIENT	±0.03%/°C (0 ~ 50°C) on +5V ouput								
	VIBRATION	10 ~ 500Hz, 2G 10min./1cycle, 60min. each along X, Y, Z axes								
SAFETY & EMC (Note 4)	SAFETY STANDARDS	UL60950-1, TUV EN60950-1 Approved								
	WITHSTAND VOLTAGE	I/P-O/P:3KVAC		I/P-FG:1.5KVAC		O/P-FG:0.5KVAC				
	ISOLATION RESISTANCE	I/P-O/P, I/P-FG, O/P-FG:100M Ohms/500VDC								
	EMI CONDUCTION & RADIATION	Compliance to EN55022 (CISPR22) Class B								
	HARMONIC CURRENT	Compliance to EN61000-3-2,-3								
	EMS IMMUNITY	Compliance to EN61000-4-2,3,4,5,6,8,11; ENV50204, EN55024, Light industry level, criteria A								
OTHERS	MTBF	164.2K hrs min.			MIL-HDBK-217F (25°C)					
	DIMENSION	199*110*50mm (L*W*H)								
	PACKING	1Kg; 16pcs/16Kg/0.95CUFT								
NOTE	<ol style="list-style-type: none"> <li>1. All parameters NOT specially mentioned are measured at 230VAC input, rated load and 25°C of ambient temperature.</li> <li>2. Ripple &amp; noise are measured at 20MHz of bandwidth by using a 12" twisted pair-wire terminated with a 0.1uf &amp; 47uf parallel capacitor.</li> <li>3. Tolerance : includes set up tolerance, line regulation and load regulation.</li> <li>4. The power supply is considered a component which will be installed into a final equipment. The final equipment must be re-confirmed that it still meets EMC directives.</li> </ol>									

## Mechanical Specification

Case No. 906B Unit:mm



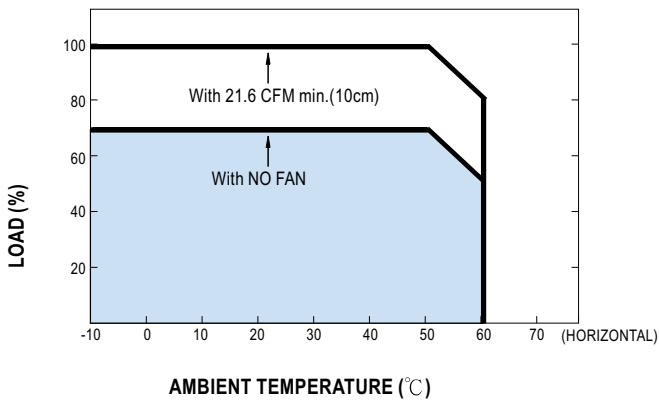
Terminal Pin. No Assignment

Pin No.	Assignment	Pin No.	Assignment	Pin No.	Assignment
1	AC/L	4	+5V	7	DC OUTPUT COM
2	AC/N	5	BAT. +	8	DC OUTPUT +V
3	FG $\pm$	6	BAT. -/COM		

CN1 Pin. No Assignment : JST B2B-XH or equivalent

Pin No.	Assignment	Mating Housing	Terminal
1	RESET SW	JST XHP or equivalent	JST SXH-001T-P0.6 or equivalent
2			

## Derating Curve



## Output Derating VS Input Voltage (A)

