

# CONDUCTIVE POLYMER ALUMINUM ELECTROLYTIC CAPACITORS




Upgrade

## FB Lead type, With Conductive Polymer Series

- Low ESR, high ripple current
- Load life for 2000 hours at 105°C
- Complied to the RoHS directive

Hi-CAP

FB → FJ  
Low ESR  
High Cap.

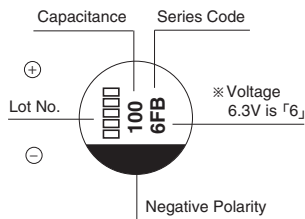
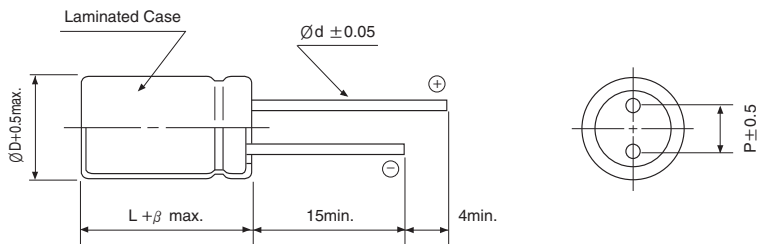


Item	Characteristics	
Operating temperature range	-55 ~ +105°C	
Leakage current max.*	Less than or equal to the value of Table1	
Capacitance tolerance	±20% at 120Hz, 20°C	
Dissipation factor max.	Less than or equal to the value of Table1	
ESR	Less than or equal to the value of Table1	
Temperature characteristics (Impedance ratio at 100kHz)	Z-55°C / Z+20°C	Z+105°C / Z+20°C
	0.75 ~ 1.25	0.75 ~ 1.25
Load life (after application of the rated voltage for 2000 hours at 105°C, In case of 25WV is applied 20V)	Leakage current	Less than specified value
	Capacitance change	Within ±20% of initial value
	tanδ	Less than 150% of specified value

\* In case of some problems for measured values, measure the after applying rated voltage for 2.5 to 20V products or 20V derating voltage for 25V products for 120 minutes at 105°C.

### DRAWING

Unit : mm



### PART NUMBER SYSTEM (See Page 52)

Size	ØD	L	P	Ød	β
5×9	5	9.0	2.5	0.45	1.5
6.3×6	6.3	6.0	2.5	0.45	1.5
6.3×8	6.3	8.0	2.5	0.45	1.5
8×7	8.0	7.0	2.5	0.45	1.5
8×9	8.0	9.0	3.5	0.60	1.5
8×12	8.0	12.0	3.5	0.60	1.5
10×13	10.0	13.0	5.0	0.60	1.5

SOLID TYPES

# CONDUCTIVE POLYMER ALUMINUM ELECTROLYTIC CAPACITORS

## FB Series

● Table 1. FB(Lead type) Series Characteristics List

WV	$\mu$ F	$\varnothing$ D(mm)	L(mm)	ESR(m $\Omega$ )max. 100~300kHz	Ripple current (mA rms)at 105°C 100kHz	Tangent of loss angle(max.)	Leakage Current ( $\mu$ A)(max.)
2.5	390	6.3	8	20	3160	0.10	195
2.5	560	8	9	7	6100	0.10	280
2.5	680	8	9	7	6100	0.10	340
2.5	820	8	9	7	6100	0.10	410
2.5	1000	8	9	7	6100	0.10	500
2.5	1500	8	12	8	5500	0.10	750
2.5	2700	10	13	8	5560	0.10	1350
2.5	3300	10	13	8	6650	0.10	1650
4	100	6.3	6	40	1810	0.10	80
4	150	6.3	6	40	1810	0.10	120
4	220	6.3	8	35	2560	0.10	176
4	270	6.3	8	20	3160	0.10	216
4	330	6.3	8	24	3300	0.10	264
4	390	6.3	8	24	3300	0.10	312
4	470	8	9	8	5700	0.10	376
4	560	8	9	7	6100	0.10	448
4	680	8	9	7	6100	0.10	544
4	1200	8	12	8	5700	0.10	960
6.3	82	6.3	6	45	1700	0.10	103
6.3	150	6.3	8	35	2560	0.10	189
6.3	220	6.3	8	20	3160	0.10	277
6.3	330	8	9	28	3190	0.10	416
6.3	470	8	9	8	5700	0.10	592
6.3	680	8	9	7	6640	0.10	857
6.3	820	8	12	7	6640	0.10	1033
6.3	1000	8	12	8	6100	0.10	1260
6.3	1200	10	13	10	5560	0.10	1520
6.3	1500	10	13	10	5560	0.10	1890
10	47	6.3	6	25	2820	0.10	94
10	56	6.3	6	25	2820	0.10	112
10	68	6.3	6	25	2820	0.10	136
10	100	6.3	8	25	2820	0.10	200
10	120	6.3	8	35	2560	0.10	240
10	150	6.3	8	25	2820	0.10	300
10	270	8	12	9	4710	0.10	540
10	330	8	12	9	4710	0.10	660
10	390	8	12	9	5650	0.10	780
10	470	8	12	8	5650	0.10	940
10	560	10	13	8	5650	0.10	1120
10	680	10	13	7	6100	0.10	1360

**FB** Series

● Table 1. FB(Lead type) Series Characteristics List

WV	μF	∅D(mm)	L(mm)	ESR(mΩ)max. 100~300kHz	Ripple current (mA rms)at 105°C 100kHz	Tangent of loss angle(max.)	Leakage Current (μA)(max.)
12	330	5	9	15	3160	0.10	100
16	39	6.3	6	50	1620	0.10	124
16	82	6.3	8	25	2120	0.10	262
16	100	6.3	8	25	2820	0.10	320
16	180	8	12	16	4360	0.10	576
16	270	8	12	11	5000	0.10	864
16	330	10	13	10	6100	0.10	1056
16	470	10	13	10	6100	0.10	1504
20	22	6.3	6	60	1450	0.12	88
20	47	6.3	8	25	2820	0.12	188
20	56	6.3	8	25	2820	0.12	224
20	68	6.3	8	25	2820	0.12	272
20	100	8	12	24	3320	0.12	400
20	150	10	13	20	4320	0.12	600
20	560	10	13	12	5400	0.12	2240
25	6.8	6.3	6	80	1200	0.12	85
25	10	6.3	8	60	1500	0.12	125
25	18	6.3	8	40	2230	0.12	225
25	22	8	12	40	2230	0.12	275
25	33	8	12	30	2980	0.12	413
25	56	8	12	30	3800	0.12	700
25	68	8	12	25	3320	0.12	850
25	82	8	12	24	3320	0.12	1025
25	100	8	12	20	4320	0.12	1250
35	10	8	7	60	1300	0.12	70
35	120	10	13	18	4400	0.12	840
35	150	10	13	16	4400	0.12	1050