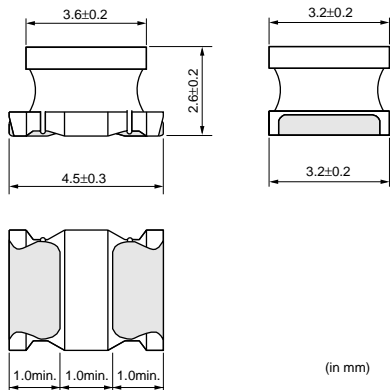


Chip Inductor (Chip Coil) for General Use Wire Wound Type

LQH43M/LQH43N Series (1812 Size)

■ Dimensions



■ Packaging

Code	Packaging	Minimum Quantity
L	180mm Embossed Tape	500
K	330mm Embossed Tape	2500

■ Rated Value (□: packaging code)

Part Number	Inductance	Test Frequency	Rated Current	Max. of DC resistance	Q (min.)	Test Frequency	Self Resonance Frequency (min.)
LQH43MN1R0M03□	1.0μH±20%	1MHz	500mA	0.20ohm	20	1MHz	120MHz
LQH43MN1R2M03□	1.2μH±20%	1MHz	500mA	0.20ohm	20	1MHz	100MHz
LQH43MN1R5M03□	1.5μH±20%	1MHz	500mA	0.30ohm	20	1MHz	85MHz
LQH43MN1R8M03□	1.8μH±20%	1MHz	500mA	0.30ohm	20	1MHz	75MHz
LQH43MN2R2M03□	2.2μH±20%	1MHz	500mA	0.30ohm	20	1MHz	62MHz
LQH43MN2R7M03□	2.7μH±20%	1MHz	500mA	0.32ohm	20	1MHz	53MHz
LQH43MN3R3M03□	3.3μH±20%	1MHz	500mA	0.35ohm	20	1MHz	47MHz
LQH43MN3R9M03□	3.9μH±20%	1MHz	500mA	0.38ohm	20	1MHz	41MHz
LQH43MN4R7K03□	4.7μH±10%	1MHz	500mA	0.40ohm	30	1MHz	38MHz
LQH43MN5R6K03□	5.6μH±10%	1MHz	500mA	0.47ohm	30	1MHz	33MHz
LQH43MN6R8K03□	6.8μH±10%	1MHz	450mA	0.50ohm	30	1MHz	31MHz
LQH43MN8R2K03□	8.2μH±10%	1MHz	450mA	0.56ohm	30	1MHz	27MHz
LQH43MN100J03□	10μH±5%	1MHz	400mA	0.56ohm	35	1MHz	23MHz
LQH43MN100K03□	10μH±10%	1MHz	400mA	0.56ohm	35	1MHz	23MHz
LQH43MN120J03□	12μH±5%	1MHz	380mA	0.62ohm	35	1MHz	21MHz
LQH43MN120K03□	12μH±10%	1MHz	380mA	0.62ohm	35	1MHz	21MHz
LQH43MN150J03□	15μH±5%	1MHz	360mA	0.73ohm	35	1MHz	19MHz
LQH43MN150K03□	15μH±10%	1MHz	360mA	0.73ohm	35	1MHz	19MHz
LQH43MN180J03□	18μH±5%	1MHz	340mA	0.82ohm	35	1MHz	17MHz
LQH43MN180K03□	18μH±10%	1MHz	340mA	0.82ohm	35	1MHz	17MHz
LQH43MN220J03□	22μH±5%	1MHz	320mA	0.94ohm	35	1MHz	15MHz
LQH43MN220K03□	22μH±10%	1MHz	320mA	0.94ohm	35	1MHz	15MHz
LQH43MN270J03□	27μH±5%	1MHz	300mA	1.1ohm	35	1MHz	14MHz
LQH43MN270K03□	27μH±10%	1MHz	300mA	1.1ohm	35	1MHz	14MHz


Class of Magnetic Shield: No magnetic shield Operating Temperature Range: -40°C to +85°C

Continued on the following page.

● This data sheet is applied for CHIP INDUCTORS (CHIP COILS) used for General Electronics equipment for your design.

⚠ Note:

- This datasheet is downloaded from the website of Murata Manufacturing co., ltd. Therefore, it's specifications are subject to change or our products in it may be discontinued without advance notice. Please check with our sales representatives or product engineers before ordering.
- This datasheet has only typical specifications because there is no space for detailed specifications. Therefore, please approve our product specifications or transact the approval sheet for product specifications before ordering.

 Continued from the preceding page.

Part Number	Inductance	Test Frequency	Rated Current	Max. of DC resistance	Q (min.)	Test Frequency	Self Resonance Frequency (min.)
LQH43MN330J03□	33μH±5%	1MHz	270mA	1.2ohm	35	1MHz	12MHz
LQH43MN330K03□	33μH±10%	1MHz	270mA	1.2ohm	35	1MHz	12MHz
LQH43MN390J03□	39μH±5%	1MHz	240mA	1.4ohm	35	1MHz	11MHz
LQH43MN390K03□	39μH±10%	1MHz	240mA	1.4ohm	35	1MHz	11MHz
LQH43MN470J03□	47μH±5%	1MHz	220mA	1.5ohm	35	1MHz	10MHz
LQH43MN470K03□	47μH±10%	1MHz	220mA	1.5ohm	35	1MHz	10MHz
LQH43MN560J03□	56μH±5%	1MHz	200mA	1.7ohm	35	1MHz	9.3MHz
LQH43MN560K03□	56μH±10%	1MHz	200mA	1.7ohm	35	1MHz	9.3MHz
LQH43MN680J03□	68μH±5%	1MHz	180mA	1.9ohm	35	1MHz	8.4MHz
LQH43MN680K03□	68μH±10%	1MHz	180mA	1.9ohm	35	1MHz	8.4MHz
LQH43MN820J03□	82μH±5%	1MHz	170mA	2.2ohm	35	1MHz	7.5MHz
LQH43MN820K03□	82μH±10%	1MHz	170mA	2.2ohm	35	1MHz	7.5MHz
LQH43MN101J03□	100μH±5%	1MHz	160mA	2.5ohm	40	796kHz	6.8MHz
LQH43MN101K03□	100μH±10%	1MHz	160mA	2.5ohm	40	796kHz	6.8MHz
LQH43MN121J03□	120μH±5%	1MHz	150mA	3.0ohm	40	796kHz	6.2MHz
LQH43MN121K03□	120μH±10%	1MHz	150mA	3.0ohm	40	796kHz	6.2MHz
LQH43MN151J03□	150μH±5%	1MHz	130mA	3.7ohm	40	796kHz	5.5MHz
LQH43MN151K03□	150μH±10%	1MHz	130mA	3.7ohm	40	796kHz	5.5MHz
LQH43MN181J03□	180μH±5%	1MHz	120mA	4.5ohm	40	796kHz	5MHz
LQH43MN181K03□	180μH±10%	1MHz	120mA	4.5ohm	40	796kHz	5MHz
LQH43MN221J03□	220μH±5%	1MHz	110mA	5.4ohm	40	796kHz	4.5MHz
LQH43MN221K03□	220μH±10%	1MHz	110mA	5.4ohm	40	796kHz	4.5MHz
LQH43MN271J03□	270μH±5%	1MHz	100mA	6.8ohm	40	796kHz	4MHz
LQH43MN271K03□	270μH±10%	1MHz	100mA	6.8ohm	40	796kHz	4MHz
LQH43MN331J03□	330μH±5%	1MHz	95mA	8.2ohm	40	796kHz	3.6MHz
LQH43MN331K03□	330μH±10%	1MHz	95mA	8.2ohm	40	796kHz	3.6MHz
LQH43MN391J03□	390μH±5%	1MHz	90mA	9.7ohm	40	796kHz	3.3MHz
LQH43MN391K03□	390μH±10%	1MHz	90mA	9.7ohm	40	796kHz	3.3MHz
LQH43MN471J03□	470μH±5%	1kHz	80mA	11.8ohm	40	796kHz	3MHz
LQH43MN471K03□	470μH±10%	1kHz	80mA	11.8ohm	40	796kHz	3MHz
LQH43MN561J03□	560μH±5%	1kHz	70mA	14.5ohm	40	796kHz	2.7MHz
LQH43MN561K03□	560μH±10%	1kHz	70mA	14.5ohm	40	796kHz	2.7MHz
LQH43MN681J03□	680μH±5%	1kHz	65mA	17.0ohm	40	796kHz	2.5MHz
LQH43MN681K03□	680μH±10%	1kHz	65mA	17.0ohm	40	796kHz	2.5MHz
LQH43MN821J03□	820μH±5%	1kHz	60mA	20.5ohm	40	796kHz	2.2MHz
LQH43MN821K03□	820μH±10%	1kHz	60mA	20.5ohm	40	796kHz	2.2MHz
LQH43MN102J03□	1000μH±5%	1kHz	50mA	25.0ohm	40	252kHz	2MHz
LQH43MN102K03□	1000μH±10%	1kHz	50mA	25.0ohm	40	252kHz	2MHz
LQH43MN122J03□	1200μH±5%	1kHz	45mA	30.0ohm	40	252kHz	1.8MHz
LQH43MN122K03□	1200μH±10%	1kHz	45mA	30.0ohm	40	252kHz	1.8MHz
LQH43MN152J03□	1500μH±5%	1kHz	40mA	37.0ohm	40	252kHz	1.6MHz
LQH43MN152K03□	1500μH±10%	1kHz	40mA	37.0ohm	40	252kHz	1.6MHz


Class of Magnetic Shield: No magnetic shield Operating Temperature Range: -40°C to +85°C

Continued on the following page. 

● This data sheet is applied for CHIP INDUCTORS (CHIP COILS) used for General Electronics equipment for your design.

Note:

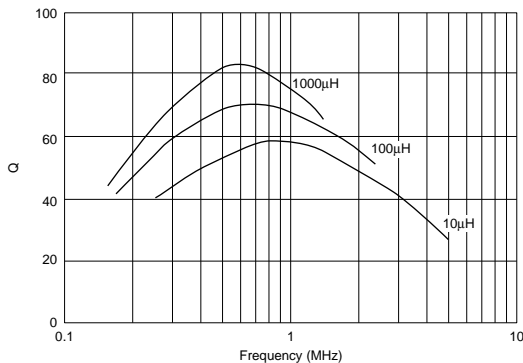
1. This datasheet is downloaded from the website of Murata Manufacturing co., Ltd. Therefore, it's specifications are subject to change or our products in it may be discontinued without advance notice. Please check with our sales representatives or product engineers before ordering.
2. This datasheet has only typical specifications because there is no space for detailed specifications. Therefore, please approve our product specifications or transact the approval sheet for product specifications before ordering.

 Continued from the preceding page.

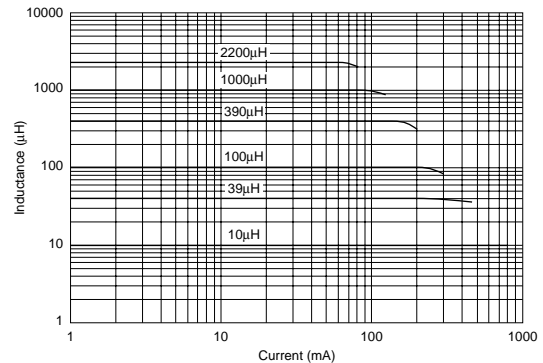
Part Number	Inductance	Test Frequency	Rated Current	Max. of DC resistance	Q (min.)	Test Frequency	Self Resonance Frequency (min.)
LQH43NN182J03□	1800 μ H \pm 5%	1kHz	35mA	45.0ohm	40	252kHz	1.5MHz
LQH43NN182K03□	1800 μ H \pm 10%	1kHz	35mA	45.0ohm	40	252kHz	1.5MHz
LQH43NN222J03□	2200 μ H \pm 5%	1kHz	30mA	50.0ohm	40	252kHz	1.3MHz
LQH43NN222K03□	2200 μ H \pm 10%	1kHz	30mA	50.0ohm	40	252kHz	1.3MHz

Class of Magnetic Shield: No magnetic shield Operating Temperature Range: -40°C to +85°C

■ Q-Frequency Characteristics (Typ.)



■ Inductance-Current Characteristics (Typ.)



■ ⚠ Caution/Notice

⚠ Caution (Rating)

Do not use products beyond the rated current as this may create excessive heat.

Notice

Solderability of Tin plating termination chip might be deteriorated when low temperature soldering profile where peak solder temperature is below the Tin melting point is used. Please confirm the solderability of Tin plating termination chip before use.

● This data sheet is applied for CHIP INDUCTORS (CHIP COILS) used for General Electronics equipment for your design.

⚠ Note:

1. This datasheet is downloaded from the website of Murata Manufacturing co., Ltd. Therefore, it's specifications are subject to change or our products in it may be discontinued without advance notice. Please check with our sales representatives or product engineers before ordering.
2. This datasheet has only typical specifications because there is no space for detailed specifications. Therefore, please approve our product specifications or transact the approval sheet for product specifications before ordering.