




MEAN WELL

SWITCHING POWER SUPPLY

ISO-9001 CERTIFIED MANUFACTURER

LPP-150 SERIES

- .LOW COST, HIGH RELIABILITY
- .105°C OUTPUT CAPACITOR
- .INTERNATIONAL AC INPUT RANGE
- .HIGH EFFICIENCY, LOW WORKING TEMPERATURE
- .SOFT-START CIRCUIT, LIMITING AC SURGE CURRENT
- .SHORT CIRCUIT, OVERLOAD, OVER VOLTAGE PROTECTED
- .COMPACT SIZE, LIGHT WEIGHT
- .100% FULL LOAD BURN-IN TEST
- .BUILT IN EMI FILTER, LOW RIPPLE NOISE
- .BUILT IN PFC CIRCUIT



SPECIFICATION	MODEL	LPP-150-3.3	LPP-150-5	LPP-150-7.5	LPP-150-12	LPP-150-13.5	LPP-150-15	LPP-150-24	LPP-150-27	LPP-150-48
DC OUTPUT VOLTAGE		3.3V	5V	7.5V	12V	13.5V	15V	24V	27V	48V
OUTPUT V. TOLERANCE		±2%	±2%	±2%	±2%	±2%	±2%	±1%	±1%	±1%
OUTPUT RATED CURRENT		30A	30A	20A	12.5A	11.2A	10A	6.3A	5.6A	3.2A
OUTPUT CURRENT		0-30A	0-30A	0-20A	0-12.5A	0-11.2A	0-10A	0-6.3A	0-5.6A	0-3.2A
RIPPLE & NOISE		100mV	100mV	100mV	100mV	100mV	100mV	150mV	150mV	250mV
LINE REGULATION		±0.5%	±0.5%	±0.5%	±0.5%	±0.5%	±0.5%	±0.5%	±0.5%	±0.5%
LOAD REGULATION		±1%	±1%	±1%	±1%	±1%	±1%	±0.5%	±0.5%	±0.5%
RATED OUTPUT POWER		99W	150W	150W	150W	151.2W	150W	150W	151.2W	153.6W
EFFICIENCY		66%	72%	76%	79%	80%	80%	83%	83%	83%
DC VOLTAGE ADJ.	CH1: +10, -5%									
INPUT VOLTAGE RANGE	85~264VAC 47~63Hz 120~370VDC									
AC CURRENT	2.2A/115V 1.1A/230V 3.3V: 1.5A/115V 0.8A/230V									
INRUSH CURRENT	COLD START 40A/230V									
LEAKAGE CURRENT	<3.5 mA/240VAC									
OVERLOAD PROTECTION	105~150% TYPE:CONSTANT CURRENT LIMITING RESET:AUTO RECOVERY									
OVER VOLTAGE PROTECTION	110%~135% TYPE:SHUTDOWN RESET:RE POWER ON									
TEMP. COEFFICIENT	±0.05% / °C (0~50°C)									
SETUP, RISE, HOLD UP TIME	600ms, 30ms, 20ms									
POWER FACTOR	PF>=0.96/230VAC, PF>=0.98/115VAC									
VIBRATION	10~500Hz, 2G 10min./1cycle, PERIOD FOR 60min. EACH AXES									
WITHSTAND VOLTAGE	I/P-O/P:3KVAC I/P-FG:1.5KVAC O/P-FG:0.5KVAC									
ISOLATION RESISTANCE	I/P-O/P, I/P-FG, O/P-FG:500VDC / 100M Ohms									
WORKING TEMP., HUMIDITY	-10°C~+60°C WITH COOLING FAN (REFER TO OUTPUT DERATING CURVE), 20%~90% RH									
STORAGE TEMP., HUMIDITY	-20°C~+85°C, 10%~95% RH									
DIMENSION	222*75*41mm (L*W*H) ONLY PCB									
WEIGHT	550gs									
SAFETY STANDARDS	UL1950, TUV EN60950 APPROVED									
EMC STANDARDS	CISPR22 (EN55022) CLASS B, EN61000-4-2,3,4,5,6,8,11; ENV50204, EN61000-3-2,-3 VERIFICATION									

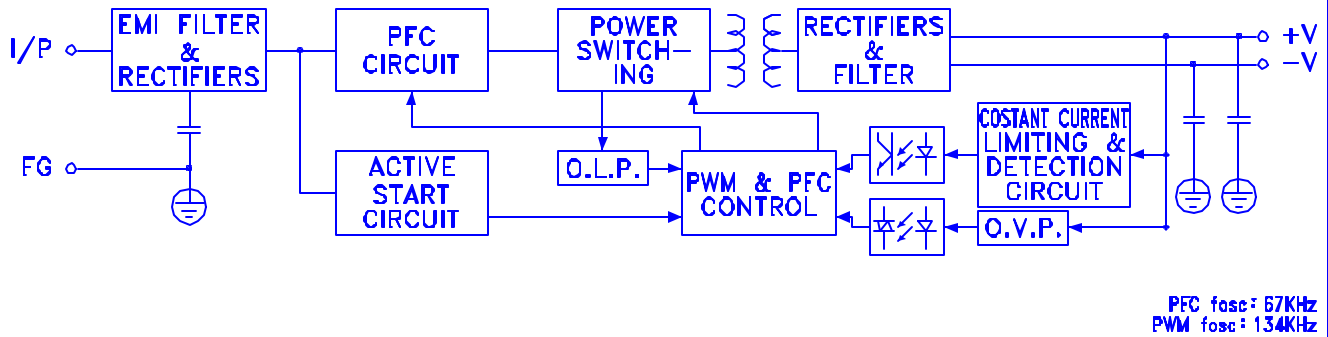
NOTE :

- 1.ALL PARAMETERS ARE SPECIFIED AT 230VAC INPUT, RATED LOAD, 25°C AMBIENT.
- 2.TOLERANCE INCLUDE SET UP TOLERANCE, LINE REGULATION, LOAD REGULATION.
- 3.RIPPLE & NOISE ARE MEASURED AT 20MHz BY USING A 12" TWISTED PAIR TERMINATED WITH A 0.1uF & 47uF CAPACITOR.
- 4.LINE REGULATION IS MEASURED FROM LOW LINE TO HIGH LINE AT RATED LOAD.

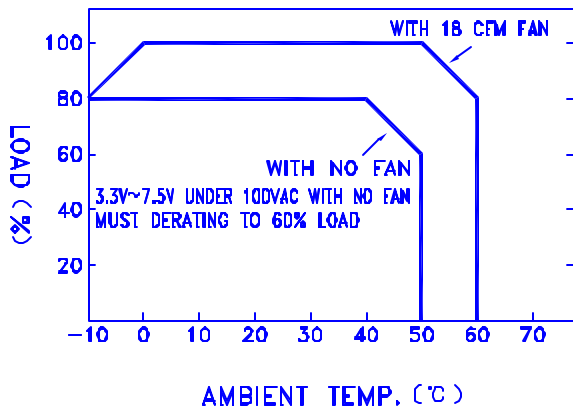
2002-03-05

LPP-150 SERIES

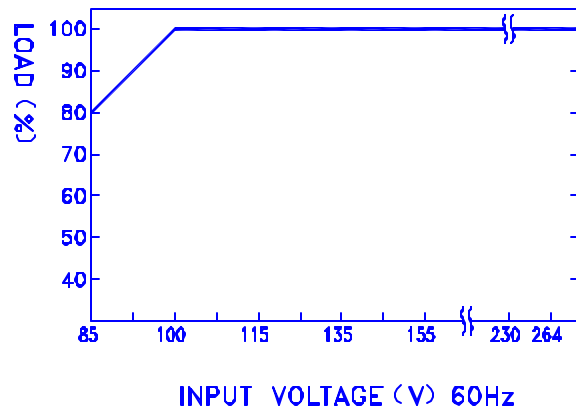
BLOCK DIAGRAM



OUTPUT DERATING VS T_a



OUTPUT DERATING VS INPUT VOLTAGE



DIMENSION (mm)

☒ TERMINAL PIN NO. ASSIGNMENT

- ☒ CN1 : JST B5P-VH
 - PIN 1,3,5 : AC INPUT
- ☒ CN2 : JST B6P-VHx2
 - ☒ PIN 1,2,3,4,5,6 : DC OUTPUT -V
 - ☒ PIN 7,8,9,10,11,12 : DC OUTPUT +V

☒ MATING CONNECTORS

- ☒ CN1,2 MATING CONNECTOR TYPE JST VHR SERIES OR EQUIVALENT WITH JST SVH-21T-P1.1 OR EQUIVALENT CRIMP TERMINALS.

