



### Features

- Mn/Cu alloy resistor
- Power rating at 70 °C: 2 W, 3 W
- Inductance less than 5 nH
- Low EMF
- RoHS compliant\*

### Applications

- Power supplies
- Stepper motor drives
- Battery packs
- White goods

## CRE2512 - High Power Current Sense Chip Resistor

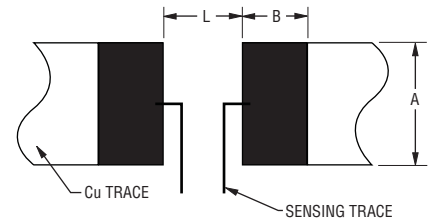
### Electrical Characteristics

Characteristic	CRE2512	
	2 W	3 W
Power Rating @ 70 °C	2 W	3 W
Metal Strip Alloy	Mn/Cu	
Operating Temperature Range	-55 °C to +170 °C	
Derated to Zero Load at	+170 °C	
Maximum Working Current	$(P / R)^{1/2}$	
Insulation Resistance	> 100 megohms	
Resistance Range	1 mΩ ~ 9 mΩ	
Resistance Tolerance	±1 %	
Temperature Coefficient	±75 PPM/°C	

### Performance Characteristics

Test	Conditions	Specification
Thermal Shock	-55 °C to + 150 °C, 1000 Cycles, 15 minutes	$\Delta R \pm(0.5 \% + 0.0005 \Omega)$
Short Time Overload	5 X Rated Power for 5 seconds	$\Delta R \pm(0.5 \% + 0.0005 \Omega)$
Low Temperature Storage	-55 °C for 24 hours	$\Delta R \pm(0.5 \% + 0.0005 \Omega)$
High Temperature Exposure	1000 hours @ + 170 °C	$\Delta R \pm(1.0 \% + 0.0005 \Omega)$
Bias Humidity	+ 85 °C, 85 % RH, 10 % Bias, 1000 hours	$\Delta R \pm(0.5 \% + 0.0005 \Omega)$
Mechanical Shock	100 g's for 6 milliseconds, 5 pulses	$\Delta R \pm(0.5 \% + 0.0005 \Omega)$
Vibration	Frequency varied 10 to 2000 KHz in one minute, 3 directions, 12 hours	$\Delta R \pm(0.5 \% + 0.0005 \Omega)$
Load Life	1000 hours at rated power at +70 °C, 1.5 hours on, 0.5 hours off	$\Delta R \pm(1.0 \% + 0.0005 \Omega)$
Resistance to Solder Heat	+260 °C Solder, 10-12 second dwell, 25 mm/second emergence	$\Delta R \pm(0.5 \% + 0.0005 \Omega)$
Moisture Resistance	MIL-STD-202 Method 106, 0 % power (7a and 7b not required)	$\Delta R \pm(0.5 \% + 0.0005 \Omega)$

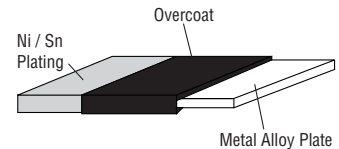
### Recommended Solder Pad Layout



Model	Dimension		
	A	B	L
CRE2512-R001 ~ CRE2512-R003	4.0 (.0157)	3.1 (0.122)	1.3 (0.052)
CRE2512-R004 ~ CRE2512-R009	4.0 (.0157)	2.1 (0.083)	4.1 (0.161)

DIMENSIONS:  $\frac{\text{MM}}{\text{(INCHES)}}$

### Construction



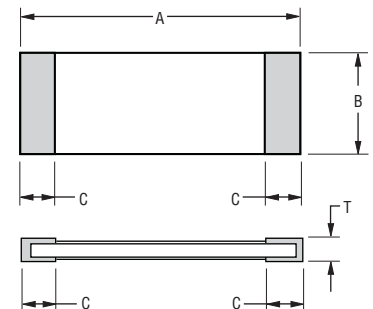
### Typical Part Marking



### Product Dimensions

Model	Dimension			
	A	B	C	T
CRE2512-R001 ~ CRE2512-R003	$\frac{6.45 \pm 0.20}{(0.254 \pm 0.008)}$	$\frac{3.35 \pm 0.20}{(0.131 \pm 0.008)}$	$\frac{2.00 \pm 0.20}{(0.079 \pm 0.008)}$	$\frac{0.70 \pm 0.20}{(0.0276 \pm 0.008)}$
CRE2512-R004 ~ CRE2512-R009	$\frac{6.45 \pm 0.20}{(0.254 \pm 0.008)}$	$\frac{3.35 \pm 0.20}{(0.131 \pm 0.008)}$	$\frac{0.95 \pm 0.20}{(0.037 \pm 0.008)}$	$\frac{0.70 \pm 0.20}{(0.0276 \pm 0.008)}$

DIMENSIONS:  $\frac{\text{MM}}{\text{(INCHES)}}$



\*RoHS Directive 2002/95/EC Jan. 27, 2003 including annex and RoHS Recast 2011/65/EU June 8, 2011.

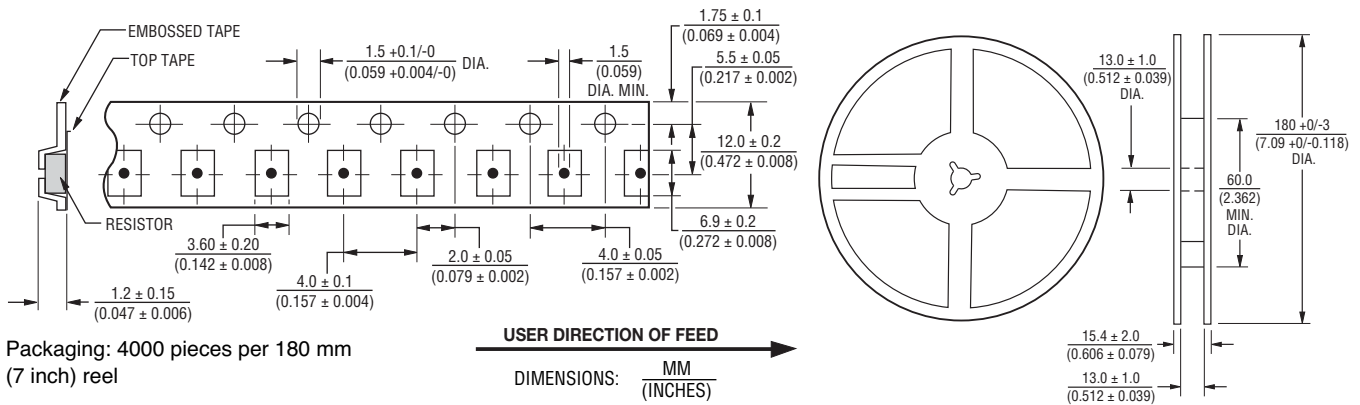
Specifications are subject to change without notice.

The device characteristics and parameters in this data sheet can and do vary in different applications and actual device performance may vary over time. Users should verify actual device performance in their specific applications.

# CRE2512 - High Power Current Sense Chip Resistor

**BOURNS®**

## Packaging Dimensions (Conforms to EIA RS-481A)

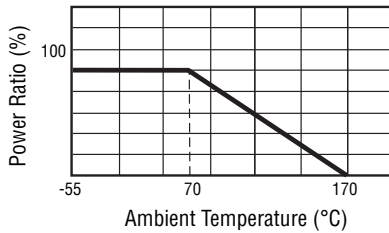


## CRE2512 Resistance Values Available

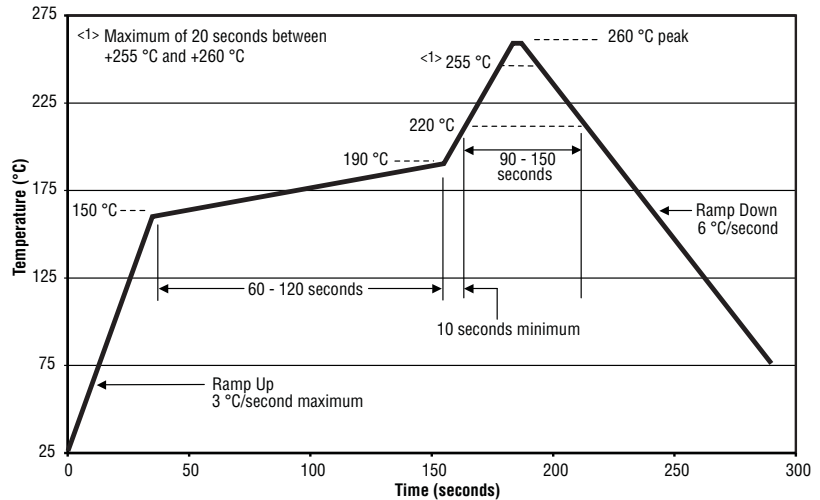
Code	R Value	Code	R Value
R001	0.0010	R006	0.0060
R002	0.0020	R007	0.0070
R003	0.0030	R008	0.0080
R004	0.0040	R009	0.0090
R005	0.0050		

Consult factory for other resistance values.

## Derating Curve



## Soldering Profile



## How to Order

**CRE 2512 - F Z - R001 E - 2**

Model \_\_\_\_\_  
CRE = Precision Chip Resistor

Size \_\_\_\_\_  
2512 = 2512 Size

Resistance Tolerance \_\_\_\_\_  
F = ±1 %

TCR \_\_\_\_\_  
Z = ±75 PPM/°C

Resistance Value \_\_\_\_\_  
"R" (decimal point) followed by three significant digits (example: R004 = 0.0040 ohm)

Packaging \_\_\_\_\_  
E = 4000 pieces on 180 mm (7 inch) reel

Power Rating \_\_\_\_\_  
2 = 2 Watts  
3 = 3 Watts

# Mouser Electronics

Authorized Distributor

Click to View Pricing, Inventory, Delivery & Lifecycle Information:

## Bourns:

[CRE2512-FZ-R003E-3](#) [CRE2512-FZ-R002E-3](#) [CRE2512-FZ-R007E-3](#) [CRE2512-FZ-R007E-2](#) [CRE2512-FZ-R002E-2](#) [CRE2512-FZ-R001E-2](#) [CRE2512-FZ-R001E-3](#) [CRE2512-FZ-R004E-2](#) [CRE2512-FZ-R004E-3](#) [CRE2512-FZ-R008E-3](#) [CRE2512-FZ-R008E-2](#) [CRE2512-FZ-R005E-3](#) [CRE2512-FZ-R005E-2](#) [CRE2512-FZ-R006E-3](#) [CRE2512-FZ-R006E-2](#) [CRE2512-FZ-R009E-2](#) [CRE2512-FZ-R009E-3](#) [CRE2512-FZ-R003E-2](#)