



Micro Commercial Components
 21201 Itasca Street Chatsworth
 CA 91311
 Phone: (818) 701-4933
 Fax: (818) 701-4939

RS1001 THRU RS1007

Features

- Low Leakage
- Low Forward Voltage
- Any Mounting Position
- Silver Plated Copper Leads

10 Amp Single Phase Bridge Rectifier 50 to 1000 Volts

Maximum Ratings

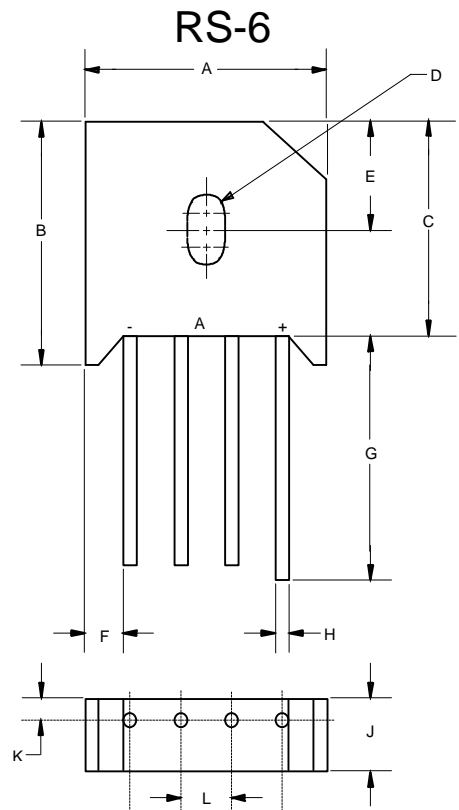
- Operating Temperature: -55°C to +150°C
- Storage Temperature: -55°C to +150°C

Microsemi Catalog Number	Device Marking	Maximum Recurrent Peak Reverse Voltage	Maximum RMS Voltage	Maximum DC Blocking Voltage
RS1001	RS1001	50V	35V	50V
RS1002	RS1002	100V	70V	100V
RS1003	RS1003	200V	140V	200V
RS1004	RS1004	400V	280V	400V
RS1005	RS1005	600V	420V	600V
RS1006	RS1006	800V	560V	800V
RS1007	RS1007	1000V	700V	1000V

Electrical Characteristics @ 25°C Unless Otherwise Specified

Average Forward Current	$I_{F(AV)}$	10 A	$T_J = 65^\circ\text{C}$
Peak Forward Surge Current	I_{FSM}	300A	8.3ms, half sine
Maximum Forward Voltage Drop Per Element	V_F	1.1V	$I_{FM} = 5.0\text{A}; T_J = 25^\circ\text{C}^*$
Maximum DC Reverse Current At Rated DC Blocking Voltage	I_R	10 μA 100mA	$T_J = 25^\circ\text{C}$ $T_J = 100^\circ\text{C}$

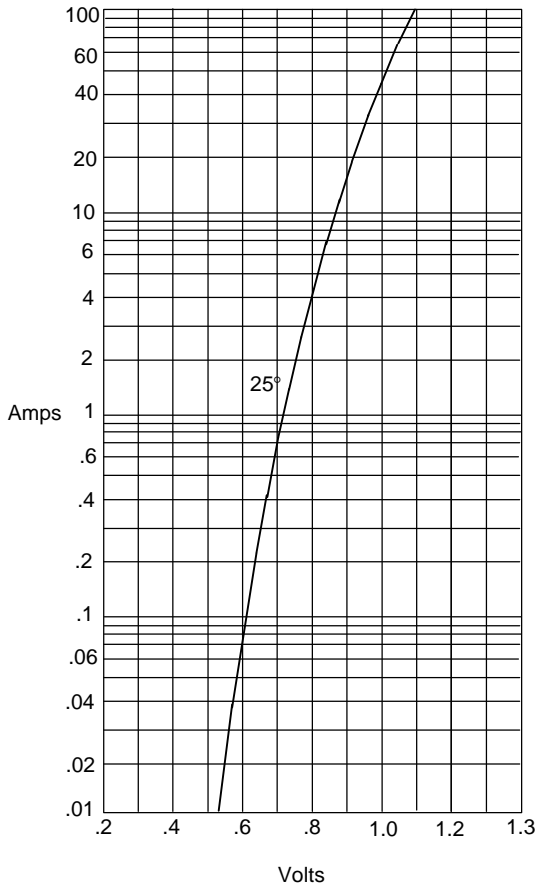
*Pulse test: Pulse width 300 μsec , Duty cycle 1%



DIM	INCHES		MM		NOTE
	MIN	MAX	MIN	MAX	
A	---	.925	---	23.50	
B	---	.763	---	19.40	
C	---	.680	---	17.20	NOM
D	.15 \varnothing x .23L		3.8 \varnothing x 5.57L		HOLE
E	---	.300	---	7.50	NOM
F	---	.157	---	4.00	NOM
G	1.00	---	25.40	---	
H	---	.050	---	1.30	TYP
J	---	.280	---	7.00	
K	---	.075	---	1.90	NOM
L	---	.200	---	5.10	3PL

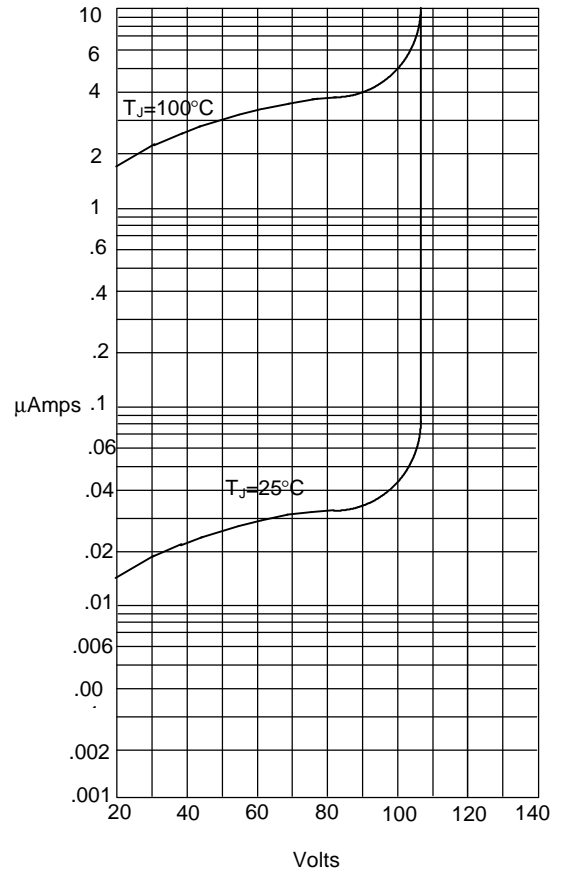
RS1001 thru RS1007

Figure 1
Typical Forward Characteristics



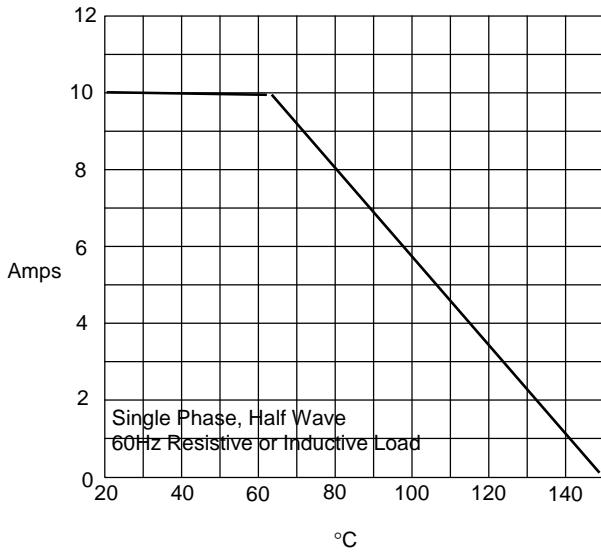
Instantaneous Forward Current - Amperes *versus*
Instantaneous Forward Voltage - Volts

Figure 2
Typical Reverse Characteristics



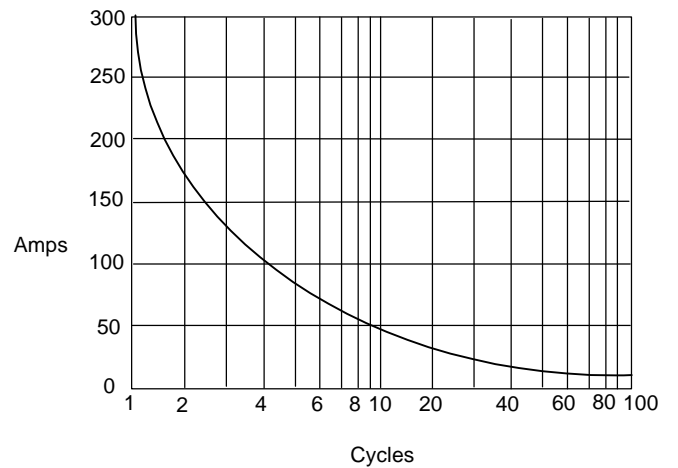
Instantaneous Reverse Leakage Current - MicroAmperes *versus*
Percent Of Rated Peak Reverse Voltage - Volts

Figure 3
Forward Derating Curve



Average Forward Rectified Current - Amperes *versus*
Ambient Temperature - °C

Figure 4
Peak Forward Surge Current



Peak Forward Surge Current - Amperes *versus*
Number Of Cycles At 60Hz - Cycles